





# Woodfuel Markets – Use

SCALE	PROJECT TYPE	LOGS	CHIPS	PELLETS
large, > 1MW	<ul style="list-style-type: none"><li>power generation, CHP, whole town district heating</li></ul>			
local, small-medium scale	<ul style="list-style-type: none"><li>community projects – community halls, swimming pools, etc</li><li>SMEs – hotels, nursing homes, offices, estates</li><li>domestic – district heating</li></ul>			
domestic	<ul style="list-style-type: none"><li>individual woodfuel boilers / stoves</li></ul>			